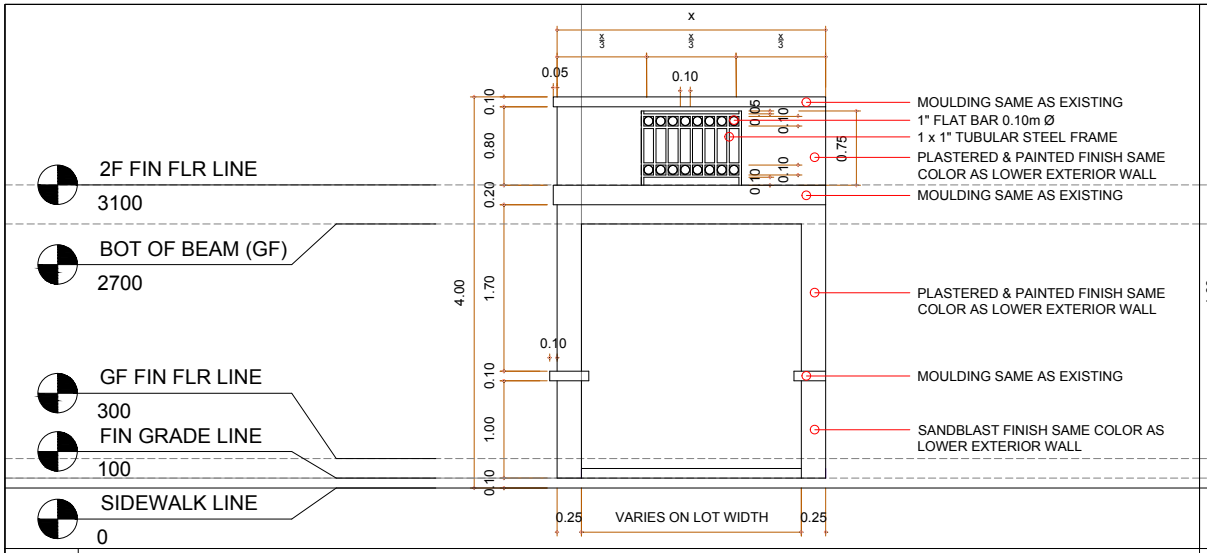

1 A 2 **FRONT ELEVATION**

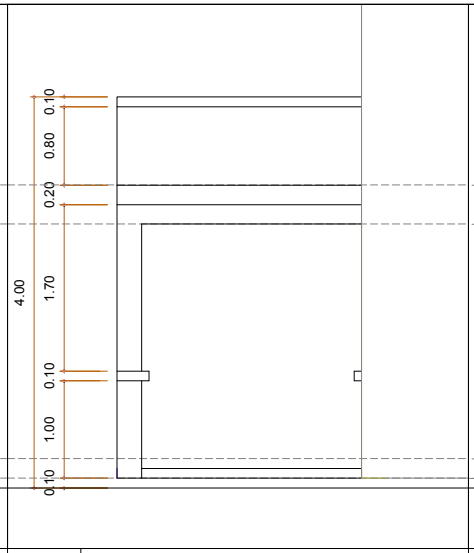

2 A 2 **REAR ELEV.**

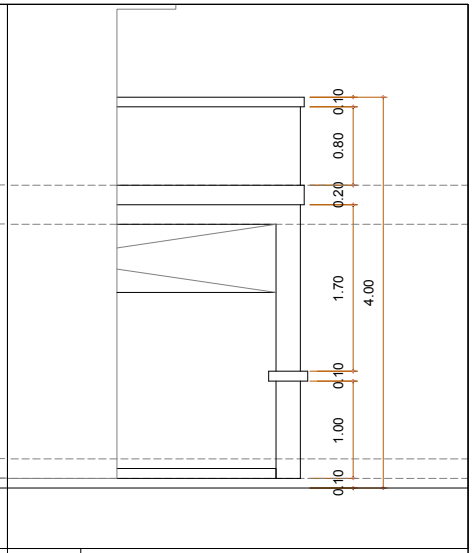

3 A 2 **LEFT ELEV.**

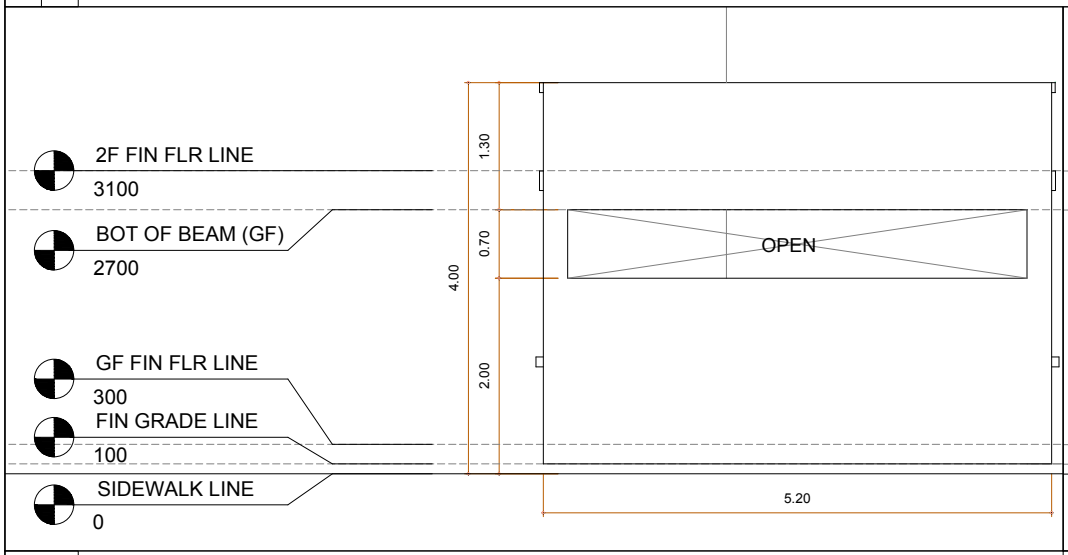

4 A 2 **RIGHT ELEVATION REGULAR LOT**

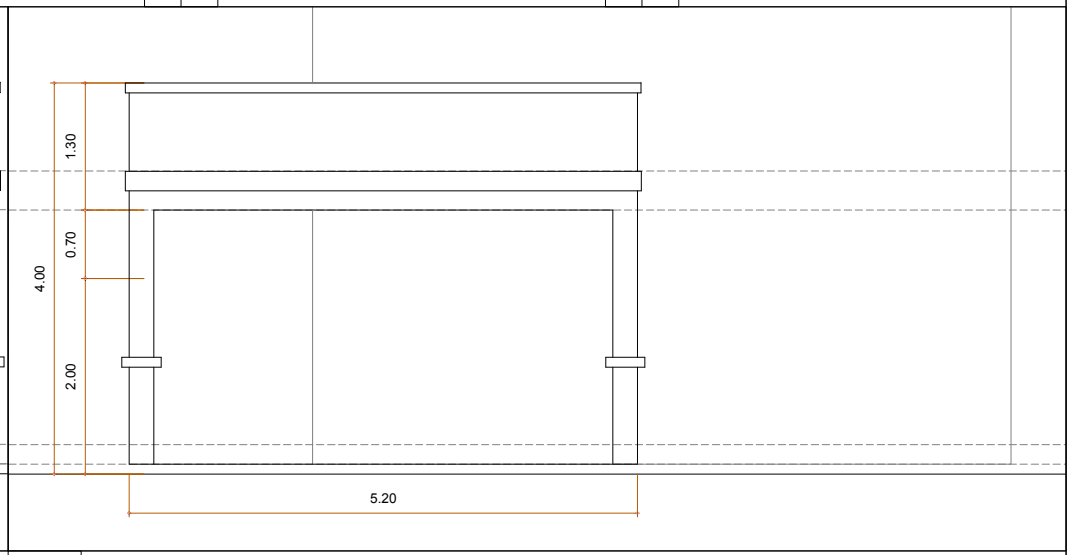

5 A 2 **RIGHT ELEVATION CORNER LOT**

Camella
A Vista Land Company

ARCHITECT	ENGINEER
PRC REG. NO. :	PRC REG. NO. :
PTR NO. :	PTR NO. :
DATE :	DATE :
PLACE :	PLACE :
T.I.N. :	T.I.N. :

PROJECT TITLE :
CAMELLA/LESSANDRA BALCONY DESIGN

LOCATION :
Laoag City, Ilocos Norte

OWNER :

ADDRESS :

SHEET CONTENTS :

A	CONTENTS_A	G	CONTENTS_G
B	CONTENTS_B	H	CONTENTS_H
C	CONTENTS_C	I	CONTENT_I
D	CONTENTS_D	J	CONTENTS_J
E	CONTENTS_E	K	CONTENTS_K
F	CONTENTS_F	L	CONTENTS_L

RA 545 ART. 2 SEC. 25 (4)

ALL DESIGN, DRAWINGS, SPECIFICATIONS, AND COPIES THEREOF, PREPARED AND FURNISHED BY THE ARCHITECT IN CONNECTION WITH THE PROJECT, ARE INSTRUMENTS OF PROFESSIONAL SERVICE. AS INSTRUMENTS OF PROFESSIONAL SERVICE, THEY ARE THE PROPERTY OF THE ARCHITECT WHETHER THE WORK FOR WHICH THEY ARE MADE MAY BE EXECUTED OR NOT, AND ARE NOT TO BE REPRODUCED OR USED ON OTHER WORK EXCEPT BY THE WRITTEN AGREEMENT WITH THE ARCHITECT.

SHEET NUMBER
A-2

20"x30" FORMAT. NOT 2 SCALED WHEN PRINTED IN A3